

<b>(1)(a) STATEMENT SHOWING SHAREHOLDING PATTERN IN CLAUSE-35</b>			
<b>NAME OF THE COMPANY: ASIAN HOTELS (WEST) LIMITED</b>			
<b>SCRIP CODE:</b>	<b>593221</b>	<b>Name of the Scrip: AHLWEST</b>	
<b>Class of Security:</b>	<b>Equity</b>		
<b>QUARTER ENDED:</b>	<b>30/06/2012</b>		
<b>Partly paid-up shares</b>	<b>No. of partly paid-up shares</b>	<b>As a % of total no. of partly paid-up shares</b>	<b>As a % of total no. of shares of the Company.</b>
Held by promoter/promoter group	0	0	0
Held by Public	0	0	0
<b>Total:</b>	<b>0</b>	<b>0</b>	<b>0</b>
<b>Outstanding convertible securities:</b>	<b>No. of outstanding securities</b>	<b>As a % of total no. of outstanding convertible securities.</b>	<b>As a % of total no. of shares of the Company assuming full conversion of the convertible securities</b>
Held by promoter/promoter group	0	0	0
Held by Public	0	0	0
<b>Total:</b>	<b>0</b>	<b>0</b>	<b>0</b>
<b>Warrants:</b>	<b>No. of warrants</b>	<b>As a % of total no. of warrants</b>	<b>As a % of total no. of shares of the Company, assuming full conversion of warrants</b>
Held by promoter/promoter group	0	0	0
Held by Public	0	0	0
<b>Total:</b>	<b>0</b>	<b>0</b>	<b>0</b>
<b>Total paid-up capital of the Company, assuming full conversion of warrants and convertible securities</b>	<b>11458303 Equity shares for Rs.10 Each</b>	<b>0</b>	<b>100.00</b>

CERTIFIED TRUE COPY

*[Handwritten Signature]*



CATEGO RY CODE	CATEGORY OF SHAREHOLDER	NO OF SHAREHOLDE RS	TOTAL NUMBER OF SHARES	NO OF SHARES HELD IN DEMATERIALIZED FORM	TOTAL SHAREHOLDING AS A % OF TOTAL NO OF		SHARES PLEDGE OR OTHERWISE ENCUMBERED	
					AS A PERCENTAGE of (A+B)	As a PERCENTAG E of (A+B+C)	NUMBER OF SHARES	AS a PERCENTAGE
(I)	(II)	(III)	(IV)	(V)	(VI)	(VII)	(VIII)	(IX)= (VIII)/(IV)*100
<b>(A)</b>	<b>PROMOTER AND PROMOTER GROUP</b>							
(1)	INDIAN							
(a)	Individual /MUF	11	1420872	1420872	12.40	12.40	0	0.00
(b)	Central Government/State Government(s)	0	0	0	0.00	0.00	0	0.00
(c)	Bodies Corporate	0	0	0	0.00	0.00	0	0.00
(d)	Financial Institutions / Banks	0	0	0	0.00	0.00	0	0.00
(e)	Others	0	0	0	0.00	0.00	0	0.00
	<b>Sub-Total A(1) :</b>	<b>11</b>	<b>1420872</b>	<b>1420872</b>	<b>12.40</b>	<b>12.40</b>	<b>0</b>	<b>0.00</b>
(2)	FOREIGN							
(a)	Individuals (NRIs/Foreign Individuals)	1	131500	131500	1.15	1.15	0	0.00
(b)	Bodies Corporate	1	5336880	5336880	46.58	46.58	0	0.00
(c)	Institutions	0	0	0	0.00	0.00	0	0.00
(d)	Qualified Foreign Investor	0	0	0	0.00	0.00	0	0.00
(e)	Others	0	0	0	0.00	0.00	0	0.00
	<b>Sub-Total A(2) :</b>	<b>2</b>	<b>5468380</b>	<b>5468380</b>	<b>47.72</b>	<b>47.72</b>	<b>0</b>	<b>0.00</b>
	<b>Total A=A(1)+A(2)</b>	<b>13</b>	<b>6889252</b>	<b>6889252</b>	<b>60.12</b>	<b>60.12</b>	<b>0</b>	<b>0.00</b>
<b>(B)</b>	<b>PUBLIC SHAREHOLDING</b>							
(1)	INSTITUTIONS							
(a)	Mutual Funds /UTI	15	91329	90949	0.80	0.80		
(b)	Financial Institutions /Banks	19	153432	146675	1.34	1.34		
(c)	Central Government / State Government(s)	0	0	0	0.00	0.00		
(d)	Venture Capital Funds	0	0	0	0.00	0.00		
(e)	Insurance Companies	0	0	0	0.00	0.00		
(f)	Foreign Institutional Investors	16	17525	15620	0.15	0.15		
(g)	Foreign Venture Capital Investors	0	0	0	0.00	0.00		
(h)	Qualified Foreign Investor	0	0	0	0.00	0.00		
(i)	Others	0	0	0	0.00	0.00		
	<b>Sub-Total B(1) :</b>	<b>50</b>	<b>262286</b>	<b>253244</b>	<b>2.29</b>	<b>2.29</b>		
(2)	NON-INSTITUTIONS							

CERTIFIED TRUE COPY



CATEGORY CODE	CATEGORY OF SHAREHOLDER	NO OF SHAREHOLDERS	TOTAL NUMBER OF SHARES	NO OF SHARES HELD IN DEMATERIALIZED FORM	TOTAL SHAREHOLDING AS A % OF TOTAL NO OF		SHARES PLEDGE OR OTHERWISE ENCUMBERED	
					AS a PERCENTAGE of (A+B)	As a PERCENTAGE of (A+B+C)	NUMBER OF SHARES	AS a PERCENTAGE
(I)	(II)	(III)	(IV)	(V)	(VI)	(VII)	(VIII)	(IX) = (VIII)/(IV)*100
(a)	Bodies Corporate	328	1041122	1034373	9.09	9.09		
(b)	Individuals							
	(i) Individuals holding nominal share capital upto Rs.1 lakh	17283	1305475	1003273	11.39	11.39		
	(ii) Individuals holding nominal share capital in excess of Rs.1 lakh	14	906627	906627	7.91	7.91		
(c)	Qualified Foreign investor	0	0	0	0.00	0.00		
(d)	Others							
	FOREIGN BODIES	1	18840	18840	0.16	0.16		
	NON RESIDENT INDIANS	647	1020056	904084	8.90	8.90		
	CLEARING MEMBERS	17	14367	14367	0.13	0.13		
	TRUSTS	1	278	278	0.00	0.00		
	Sub-Total B(2) :	18291	4306765	3881842	37.59	37.59		
	Total B=B(1)+B(2) :	18341	4569051	4135086	39.88	39.88		
	Total (A+B) :	18354	11458303	11024338	100.00	100.00		
(C)	Shares held by custodians, against which Depository Receipts have been issued							
(1)	Promoter and Promoter Group							
(2)	Public	0	0	0	0.00	0.00		
	GRAND TOTAL (A+B+C) :	18354	11458303	11024338	100.00	0.00	0	0.00

CERTIFIED TRUE COPY

*[Handwritten Signature]*



(IXb) Statement showing holding of securities (including shares, warrants, convertible securities) of persons belonging to the category "Promoter and Promoter Group"

Sr.No	Name of the Shareholder	Details of Shares held		Encumbered shares (*)			Details of Warrants		Details of convertible securities		Total Shares (including underlying shares assuming full conversion of warrants and convertible securities) as a % of diluted share capital
		No. of Shares held	As a % of grand total (A)+(B)+(C)	Pledge Shares	AS a percentage (VI)= (V)/(III)*100	AS a % of grand total (A) + (B) + (C) of sub-clause (I)(a)	Number of warrants held	As a % total number of warrants of the same class	Number of convertible securities held	As a % total number of convertible securities of the same class	
(i)	(ii) Gupta Group	(iii)	(iv)	(v)	(vi)	(vii)	(viii)	(ix)	(x)	(xi)	(xii)
1	D.S.O. LIMITED	5336800	46.58	0	0.00	0.00	0	0.00	0	0.00	46.58
2	SUSHIL KUMAR GUPTA HUF	500287	4.37	0	0.00	0.00	0	0.00	0	0.00	4.37
3	SUSHIL KUMAR GUPTA	308465	2.69	0	0.00	0.00	0	0.00	0	0.00	2.69
4	SUDHIR GUPTA	214290	1.87	0	0.00	0.00	0	0.00	0	0.00	1.87
5	VINITA GUPTA	135030	1.18	0	0.00	0.00	0	0.00	0	0.00	1.18
6	ANURAG JAIN	131500	1.15	0	0.00	0.00	0	0.00	0	0.00	1.15
7	GUNJAN JAIN	77700	0.68	0	0.00	0.00	0	0.00	0	0.00	0.68
8	RENU ARUN AGGARWAL	49500	0.43	0	0.00	0.00	0	0.00	0	0.00	0.43
9	MADHU JAIN	49500	0.43	0	0.00	0.00	0	0.00	0	0.00	0.43
10	PANKAJ GUPTA	45150	0.39	0	0.00	0.00	0	0.00	0	0.00	0.39
11	ASHA KIRAN GUPTA	33750	0.29	0	0.00	0.00	0	0.00	0	0.00	0.29
12	JYOTSANA AMAL KARL	4200	0.04	0	0.00	0.00	0	0.00	0	0.00	0.04
13	SONAL SHARMA	3000	0.03	0	0.00	0.00	0	0.00	0	0.00	0.03
	TOTAL :	6889252	60.12	0	0.00	0.00	0	0.00	0	0.00	60.12

\* The term encumbrance has the same meaning as assigned to it in Regulation 28(3) of the SAST Regulation, 2011

CERTIFIED TRUE COPY

*[Handwritten Signature]*



(IX)(X) Statement showing holding of securities (including shares, warrants, convertible securities) of various holders to the category "Public" and holding more than 1% of the total number of shares

Sr.No.	Name of the shareholder	Number of shares held	Share as a percentage of total number of shares (i.e. Grant total (A)-(B)-(C) indicated in Statement at para (9a) above)	Details of warrants		Details of convertible securities		Total shares (including underlying shares assuming full conversion of warrants and convertible securities) as a % of diluted share capital)
				Number of warrants held	As a % total number of warrants of the same class	Number of convertible securities held	% w.r.t total number of convertible securities of the same class	
1	RADHE SHIVAM SARAF	572072	4.99	0	0.00	0	0.00	4.99
2	ANITA RAGARHIA	571061	4.98	0	0.00	0	0.00	4.98
3	FONEX FINANCE PRIVATE LIMITED	458277	4.00	0	0.00	0	0.00	4.00
4	HARSH JAIN	196900	1.71	0	0.00	0	0.00	1.71
5	MAKALU TRADING LTD	136904	1.19	0	0.00	0	0.00	1.19
	TOTAL :	199415	16.89	0	0.00	0	0.00	16.89

CERTIFIED TRUE COPY

*[Handwritten Signature]*




**(1)(c)(ii) Statement showing holding of securities (including shares, warrants, convertible securities) of persons (together with PAC) belonging to the category "Public" and holding more than 5% of the total number of shares of the company**

Sr. No.	Name(s) of the shareholder(s) and the Persons Acting in Concert (PAC) with them	Number of shares	Shares as a percentage of total number of shares [i.e., Grand Total (A)+(B)+(C) indicated in Statement at para (1)(a) above]	Details of warrants		Details of convertible		Total shares (including underlying shares assuming full conversion of warrants and convertible securities) as a % of diluted share capital
				Number of warrants	As a % total number of warrants of the same class	Number of convertible securities held	% w.r.t total number of convertible securities of the same class	
1	RADHE SHYAM SARAF	572071	4.99	0	0.00	0	0.00	4.99
2	ANITA RAIGARHIA	571061	4.98	0	0.00	0	0.00	4.98
3	FOREX FINANCE PRIVATE LIMITED	458377	4.00	0	0.00	0	0.00	4.00
	<b>TOTAL :</b>	<b>1601509</b>	<b>13.98</b>	<b>0</b>	<b>0</b>	<b>0</b>	<b>0</b>	<b>13.98</b>

CERTIFIED TRUE COPY

*[Handwritten Signature]*



**(I)(d) Statement showing details of locked-in shares**

Sr. No.	Name of the shareholder	Number of locked-in shares	Locked-in shares as a percentage of total number of shares {i.e., Grand Total (A)+(B)+(C) indicated in Statement at para (I)(a) above}
	<b>TOTAL :</b>	<b>0</b>	<b>0</b>

CERTIFIED TRUE COPY




(II)(a)

## STATEMENT SHOWING DETAILS OF DEPOSITORY RECEIPTS (DRS)

Sr. No.	Type of outstanding DR (ADRs, GDRs, SDRs, etc.)	Number of outstanding DRs	Number of shares underlying outstanding DRs	Shares underlying outstanding DRs as a percentage of total number of shares {i.e., Grand Total (A)+(B)+(C) indicated in Statement at para (I)(a) above}
TOTAL :		0	0	0

CERTIFIED TRUE COPY



**(II)(b) Statement showing holding of Depository Receipts (DRs), where underlying shares held by "promoter/promoter group" are in excess of 1% of the total number of shares**

Sr. No.	Name of the DR Holder	Type of outstanding DR (ADRs, GDRs, SDRs, etc.)	Number of shares underlying outstanding DRs	Shares underlying outstanding DRs as a percentage of total number of shares {i.e., Grand Total (A)+(B)+(C) indicated in Statement at para (I)(a) above}
TOTAL :			0	0


CERTIFIED TRUE COPY



CATEGORY	NAME	CLASS OF SHARES			TOTAL VOTING RIGHTS	TOTAL VOTING RIGHTS LISTED
		CLASS I	CLASS II	CLASS III		
(1)	Public Shareholders	100,000,000	100,000,000	100,000,000	100,000,000	100,000,000
(2)	Private Shareholders					
(3)	Qualified Foreign Investor					
(4)	Any Other Investor					
(5)	Sub Total (1)+(2)	100,000,000	100,000,000	100,000,000	100,000,000	100,000,000
(6)	Public Shareholders					
(7)	Private Shareholders					
(8)	Qualified Foreign Investor					
(9)	Any Other Investor					
(10)	Sub Total (6)+(7)+(8)+(9)					
(11)	Public Shareholders					
(12)	Private Shareholders					
(13)	Qualified Foreign Investor					
(14)	Any Other Investor					
(15)	Sub Total (11)+(12)+(13)+(14)					
(16)	Public Shareholders					
(17)	Private Shareholders					
(18)	Qualified Foreign Investor					
(19)	Any Other Investor					
(20)	Sub Total (16)+(17)+(18)+(19)					
(21)	Public Shareholders					
(22)	Private Shareholders					
(23)	Qualified Foreign Investor					
(24)	Any Other Investor					
(25)	Sub Total (21)+(22)+(23)+(24)					
(26)	Public Shareholders					
(27)	Private Shareholders					
(28)	Qualified Foreign Investor					
(29)	Any Other Investor					
(30)	Sub Total (26)+(27)+(28)+(29)					
(31)	Public Shareholders					
(32)	Private Shareholders					
(33)	Qualified Foreign Investor					
(34)	Any Other Investor					
(35)	Sub Total (31)+(32)+(33)+(34)					
(36)	Public Shareholders					
(37)	Private Shareholders					
(38)	Qualified Foreign Investor					
(39)	Any Other Investor					
(40)	Sub Total (36)+(37)+(38)+(39)					
(41)	Public Shareholders					
(42)	Private Shareholders					
(43)	Qualified Foreign Investor					
(44)	Any Other Investor					
(45)	Sub Total (41)+(42)+(43)+(44)					
(46)	Public Shareholders					
(47)	Private Shareholders					
(48)	Qualified Foreign Investor					
(49)	Any Other Investor					
(50)	Sub Total (46)+(47)+(48)+(49)					
(51)	Public Shareholders					
(52)	Private Shareholders					
(53)	Qualified Foreign Investor					
(54)	Any Other Investor					
(55)	Sub Total (51)+(52)+(53)+(54)					
(56)	Public Shareholders					
(57)	Private Shareholders					
(58)	Qualified Foreign Investor					
(59)	Any Other Investor					
(60)	Sub Total (56)+(57)+(58)+(59)					
(61)	Public Shareholders					
(62)	Private Shareholders					
(63)	Qualified Foreign Investor					
(64)	Any Other Investor					
(65)	Sub Total (61)+(62)+(63)+(64)					
(66)	Public Shareholders					
(67)	Private Shareholders					
(68)	Qualified Foreign Investor					
(69)	Any Other Investor					
(70)	Sub Total (66)+(67)+(68)+(69)					
(71)	Public Shareholders					
(72)	Private Shareholders					
(73)	Qualified Foreign Investor					
(74)	Any Other Investor					
(75)	Sub Total (71)+(72)+(73)+(74)					
(76)	Public Shareholders					
(77)	Private Shareholders					
(78)	Qualified Foreign Investor					
(79)	Any Other Investor					
(80)	Sub Total (76)+(77)+(78)+(79)					
(81)	Public Shareholders					
(82)	Private Shareholders					
(83)	Qualified Foreign Investor					
(84)	Any Other Investor					
(85)	Sub Total (81)+(82)+(83)+(84)					
(86)	Public Shareholders					
(87)	Private Shareholders					
(88)	Qualified Foreign Investor					
(89)	Any Other Investor					
(90)	Sub Total (86)+(87)+(88)+(89)					
(91)	Public Shareholders					
(92)	Private Shareholders					
(93)	Qualified Foreign Investor					
(94)	Any Other Investor					
(95)	Sub Total (91)+(92)+(93)+(94)					
(96)	Public Shareholders					
(97)	Private Shareholders					
(98)	Qualified Foreign Investor					
(99)	Any Other Investor					
(100)	Sub Total (96)+(97)+(98)+(99)					

CERTIFIED TRUE COPY

*[Handwritten Signature]*



(C) Shares held by outsiders, against which Depository Receipts have been issued  
 GRAND TOTAL (A)+(B)+(C):